



# GUJCOT TRADE ASSOCIATION

## WEEKLY REPORT 06-Sep-2025

### Market Movement from 01st Sep 2025 to 06th Sep 2025.

- NY December showed little movement during the week, remaining stuck in a tight range, but ultimately closed in the red with a week-over-week loss of 51 points.
- Export sales and shipments improved as India emerged as a major buyer, second only to Vietnam.

U. S. Export Sales	Running Bales (494 lbs)	Statical Bales (480 lbs)	Target	Remaining RB	Remaining SB	Require SB average per week	Require RB average per week
Commitments	37,56,717	38,66,288	1,20,00,000	79,03,202	81,33,712	1,69,452	1,64,650
Shipments	5,68,067	5,84,636	1,20,00,000	1,10,91,852	1,14,15,364	2,37,820	2,31,080

- In the latest U. S. Export Sales Report for the week ending 28-Aug-2025, U.S. export sales report showed total net sales of 2,46,400 bales for the 2025-26 season, comprising 2,44,900 bales of upland cotton and 1,500 bales of Pima. Shipments during the week stood at 1,54,700 bales of upland and 4,400 bales of Pima. No new sales were reported for the 2026-27 marketing year.
- This week, Gujcot Spot Rate remained steady at ₹55,100 on Monday and Tuesday, eased slightly to ₹54,950 on Wednesday,



# GUJCOT TRADE ASSOCIATION

**WEEKLY REPORT      06-Sep-2025**

slipped further to ₹54,850 on Thursday, recovered marginally to ₹54,950 on Friday, and ₹54,950 on Saturday, reflecting a week of limited movement with overall downward bias in the domestic cotton market.

- The Indian physical market remained in a tight range of 54,800–55,100. With bulk discounts and lower prices, CCI offloaded nearly 4.5 lakh bales during the week.
- Indian mills are currently benefiting from duty-free imports and bulk discounts offered by CCI. For immediate requirements, they are purchasing from CCI, while for long-term needs, they are booking imports. Overall, this is a favorable time for mills. The Government of India is supporting mills and the value chain through these measures to help offset the impact of U.S. tariffs.
- In North India, the recent heavy rains have caused some damage to the ready crop, which is expected to delay arrivals and reduce the overall crop prospects. In Central India, the crop is currently



# GUJCOT TRADE ASSOCIATION

WEEKLY REPORT      06-Sep-2025

doing well, but the forecast of heavy rainfall in the coming week will need to be closely monitored to assess potential damage.

- All-India cotton sowing has reached **108.77 lakh hectares**, with Gujarat contributing **20.80 lakh hectares**.
- During this week, the Indian basis remained between 13.15 and 13.67.
- This week, the rupee depreciated beyond 88 per dollar, with the USD-INR exchange rate showing limited volatility and a slight upward bias. The rate opened at 88.19 on Monday, eased to 88.16 on Tuesday, and further to 88.07 on Wednesday, marking the week's lowest level. However, it recovered to 88.14 on Thursday and closed higher at 88.27 on Friday, indicating mild strengthening of the dollar against the rupee by the week's end.
- **Hope for best**



# GUJCOT TRADE ASSOCIATION

WEEKLY REPORT      06-Sep-2025

## Gujarat District wise Cotton Sowing

Gujarat Districtwise Cotton Sowing Till 01-September-2025			
Kutch	774	Saurashtra	14,792
Kutch	774	Surendranagar	3,830
		Rajkot	1,186
North Gujarat	1,688	Jamnagar	869
Banarsakantha	191	Porbandar	41
Patan	433	Junagadh	302
Mehsana	278	Amreli	2,663
Sabarkantha	422	Bhavnagar	2,124
Gandhinagar	174	Morbi	2,081
Aravali	189	Botad	1,531
		Gir Somnath	114
Middle Gujarat	2,052	Devbhumi Dwarka	50
Ahmedabad	397		
Anand	4	South Gujarat	1,498
Kheda	170	Surat	24
Panchmahal	86	Narmada	485
Dahod	7	Bharuch	880
Vadodara	522	Dang	0
Mahisagar	85	Navsari	0
Chota Udaipur	781	Valsad	0
		Tapi	108
TOTAL			20,804
TOTAL (Last Year)			23,625
SUMMARY			
Zone	2025-26	2024-25	Change
Kutch	774	738	36
North Gujarat	1,688	1,931	-243
Middle Gujarat	2,052	2,803	-751
Saurashtra	14,792	16,608	-1,816
South Gujarat	1,498	1,545	-47
TOTAL	20,804	23,625	-2,821
All Figures in '00 Hectares			
Source :- Agriculture, Farmers Welfare and Co-operation Department Government of Gujarat			



# GUJCOT TRADE ASSOCIATION

WEEKLY REPORT 06-Sep-2025

## All India Cotton Sowing

All India Cotton Sowing				
As on 06-09-2025				
STATE	(Area in Lakh Hectare)			
	2025-26	2024-25	Change	
Punjab	1.200	1.000	0.200	20.00%
Haryana	4.000	4.760	-0.760	-15.97%
Rajasthan	6.286	5.195	1.091	21.00%
<b>North India</b>	<b>11.486</b>	<b>10.955</b>	<b>0.531</b>	<b>4.85%</b>
Gujarat	20.804	23.625	-2.821	-11.94%
Maharashtra	38.406	40.755	-2.349	-5.76%
Madhya Pradesh	5.700	6.149	-0.449	-7.30%
<b>Central India</b>	<b>64.910</b>	<b>70.529</b>	<b>-5.619</b>	<b>-7.97%</b>
Telangana	18.402	17.391	1.011	5.81%
Andra Pradesh	4.020	3.710	0.310	8.36%
Karnataka	7.499	6.740	0.759	11.26%
<b>South Zone</b>	<b>29.921</b>	<b>27.841</b>	<b>2.080</b>	<b>7.47%</b>
Tamil Nadu	2.453	2.805	-0.352	-12.55%
Orissa				
Others				
<b>All India</b>	<b>108.770</b>	<b>112.130</b>	<b>-3.360</b>	<b>-3.00%</b>





# GUJCOT TRADE ASSOCIATION

## WEEKLY REPORT

06-Sep-2025

### Global

#### US Weekly Export Sales

- Net sales of UPLAND totaling 2,45,000 RB for 2025-2026 primarily for Vietnam (1,09,700 RB, including 4,300 RB switched from Nicaragua, 1,300 RB switched from Thailand, and decreases of 100 RB), India (53,800 RB), China (35,200 RB), Bangladesh (31,900 RB), and Mexico (6,900 RB), were offset by reductions for Nicaragua (4,300 RB).
- UPLAND Exports of 1,54,700 RB were primarily to Vietnam (82,800 RB), Pakistan (17,500 RB), Mexico (11,000 RB), Honduras (6,600 RB), and India (6,300 RB).
- Net sales of PIMA totaling 1,600 RB for 2025-2026 primarily for India (1,100 RB), Peru (400 RB), and Indonesia (100 RB), were offset by reductions for Switzerland (200 RB).
- PIMA Exports of 4,400 RB were primarily to India (2,500 RB), Egypt (700 RB), Peru (500 RB), Indonesia (300 RB), and Slovenia (100 RB).

US Export Sales	28-Aug-2025
Marketing Year 2025-26	
Upland Gross Sales	2,47,100
Cancellation	2,200
<b>Net Upland Sales</b>	<b>2,44,900</b>
PIMA Gross Sales	1,700
Cancellation	200
<b>Net PIMA Sales</b>	<b>1,500</b>
Total Gross Sales	2,48,800
Total Cancellation	2,400
<b>Total Net Sales</b>	<b>2,46,400</b>
Shipments	
UPLAND	1,54,700
PIMA	4,400
<b>Total Shipment</b>	<b>1,59,100</b>
Marketing Year 2026-27	
Net Upland Sales	0
Net PIMA Sales	0
<b>Total Net Sales</b>	<b>0</b>
All Figures in US Running Bale	



# GUJCOT TRADE ASSOCIATION

## WEEKLY REPORT      06-Sep-2025

Gujarat Spot Rate Weekly Changes						
Variety	Staple Length	Mic.	30-08-2025	06-09-2025	Change	Change (in Per.)
					W/W	W/W
Shankar 6	29mm	3.8	55,400	54,950	-450	-0.82%
V-797	13% Trash		37,950	37,900	-50	-0.13%
MCX Spot Rate			55,600	55,000	-600	-1.09%
USD-INR Exchange			88.19	88.27	0.08	0.09%

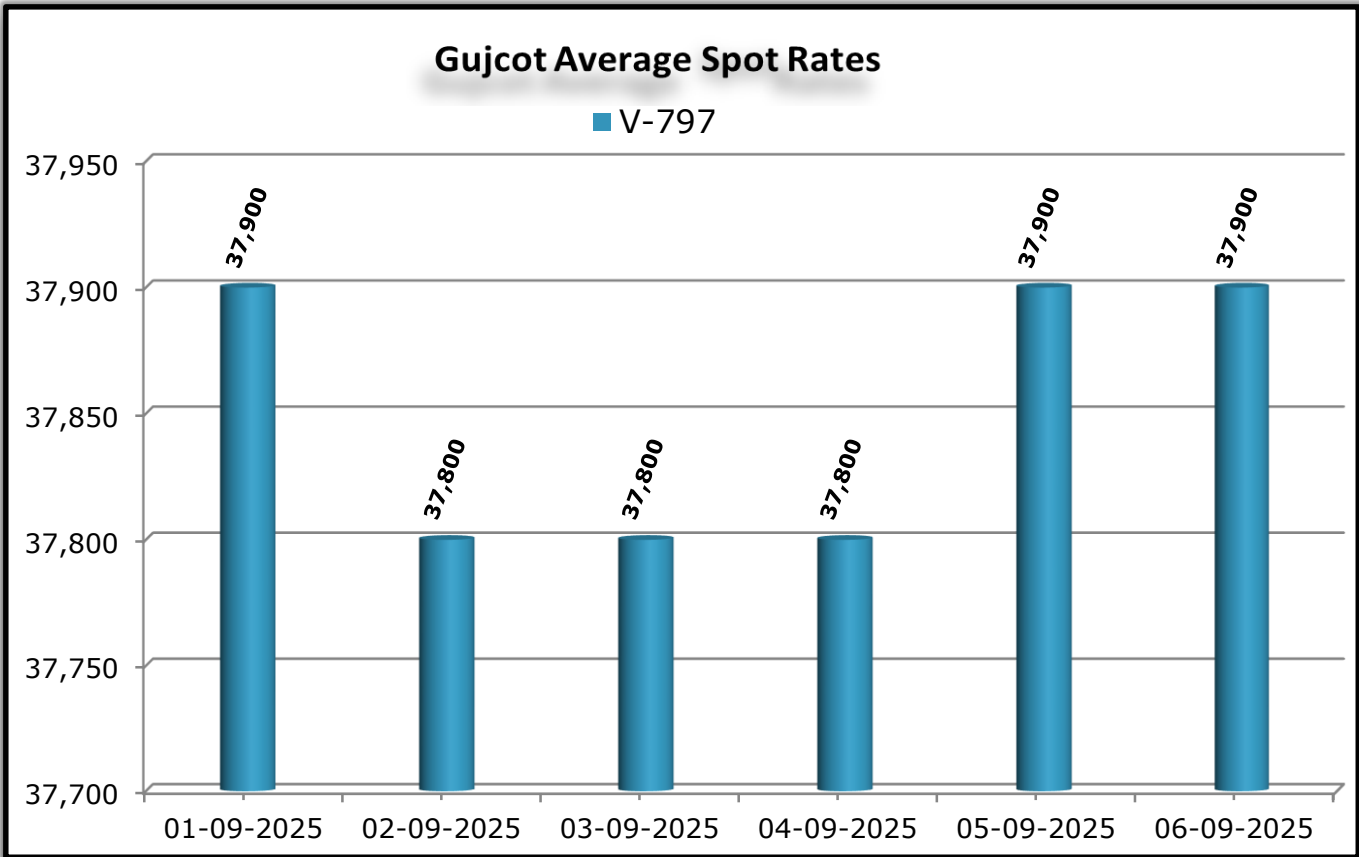
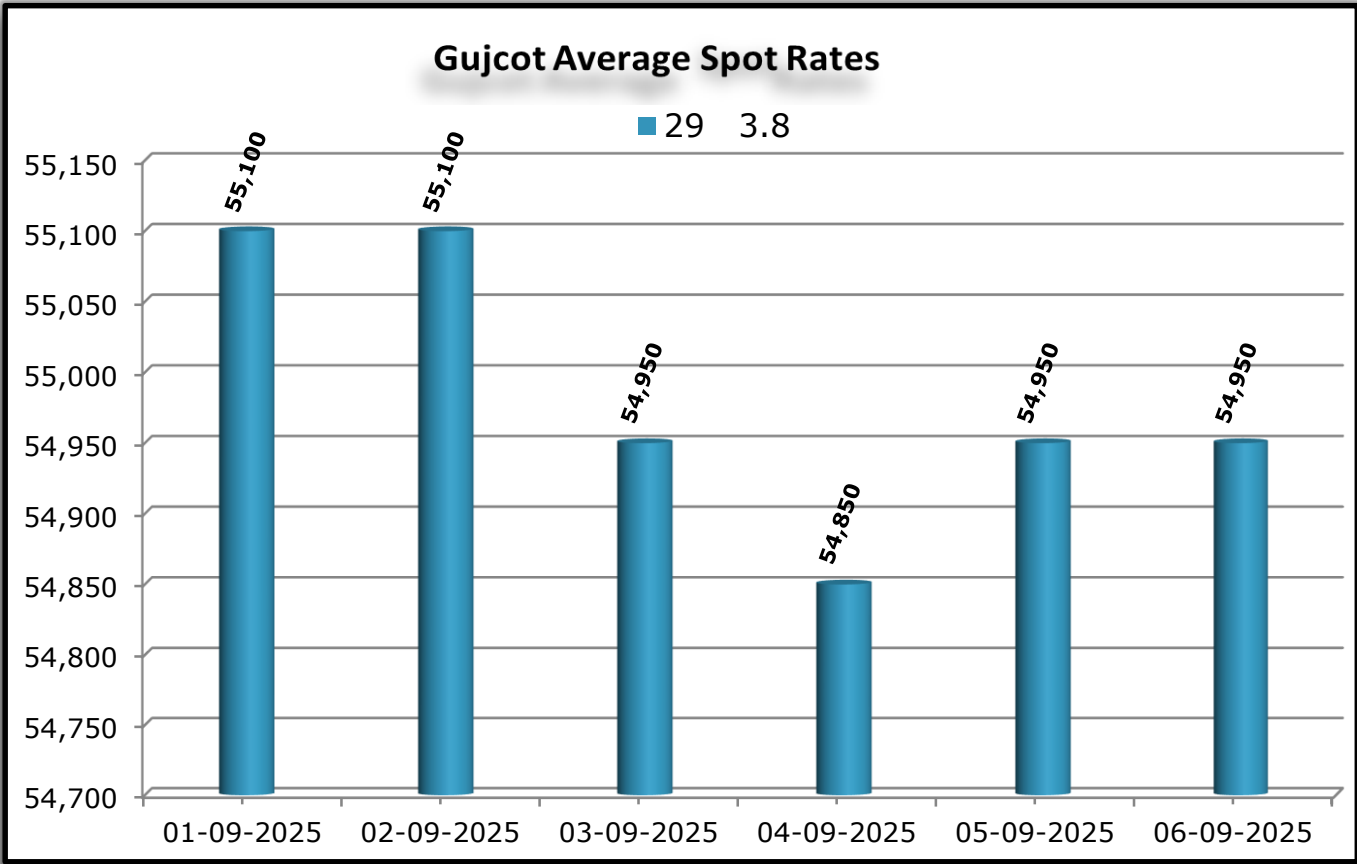
Average Rate of Last week					
Variety	Staple Length	Mic.	Price Range		Average Of 6 Days
			Low	High	
Shankar 6	29	3.8	54,850	55,100	54,983
Shankar 6	28.5	3.7	No Quote	No Quote	No Quote
Shankar 6	28	3.6	No Quote	No Quote	No Quote
Shankar 6	27	3.2	No Quote	No Quote	No Quote
Shankar 6	26	3.0	No Quote	No Quote	No Quote
V-797	13% Trash		37,800	37,900	37,850
MCX Spot Rate			55,000	55,040	55,007
USD Exchange Rate			88.07	88.27	88.18

Rate Of Last Week				
Date	29 3.8	V-797	MCX Spot Rate	USD-INR Exchange
01-09-2025	55,100	37,900	55,040	88.19
02-09-2025	55,100	37,800	55,000	88.16
03-09-2025	54,950	37,800	55,000	88.07
04-09-2025	54,850	37,800	55,000	88.14
05-09-2025	54,950	37,900	55,000	88.27
06-09-2025	54,950	37,900	55,000	88.27



# GUJCOT TRADE ASSOCIATION

WEEKLY REPORT      06-Sep-2025

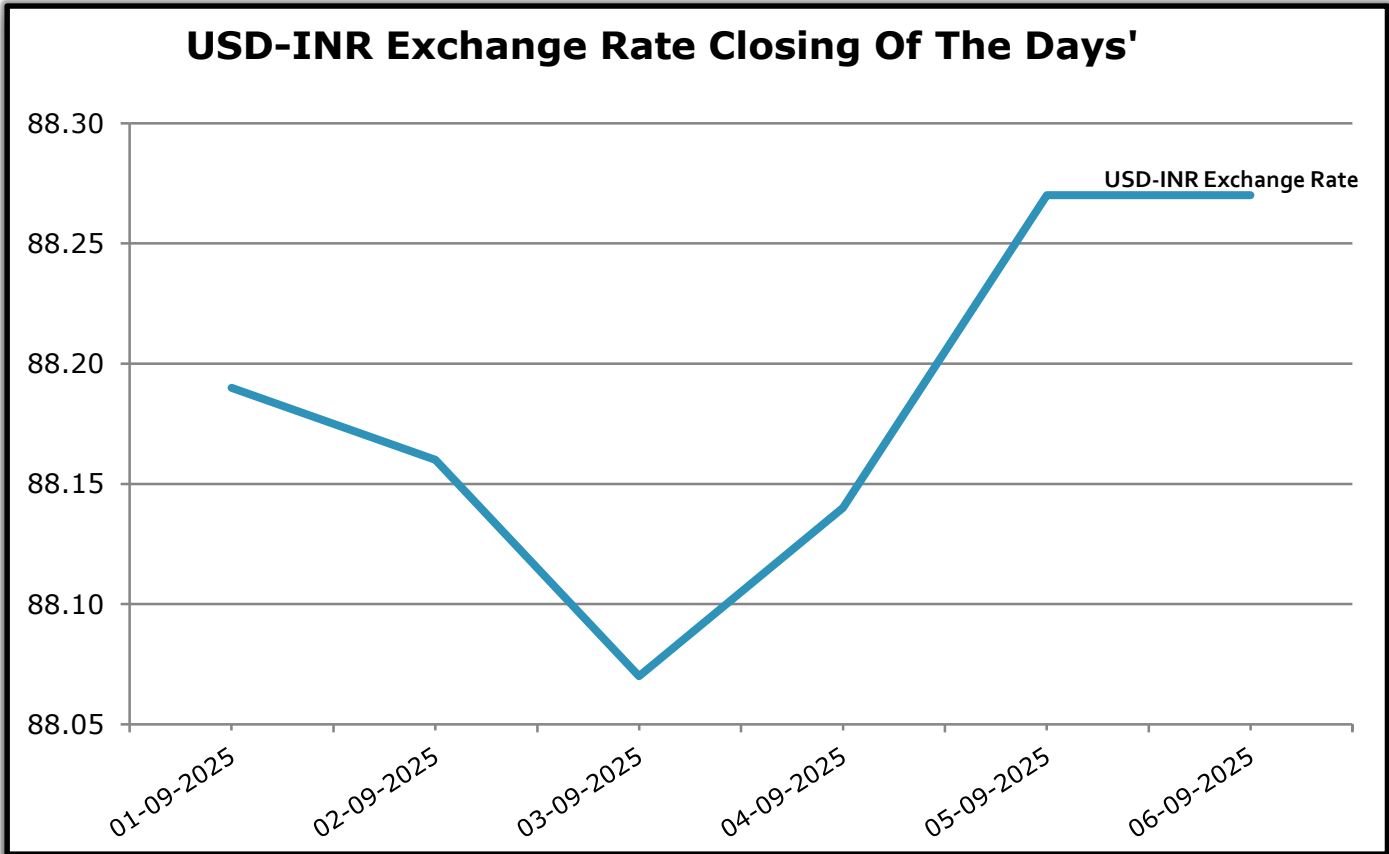
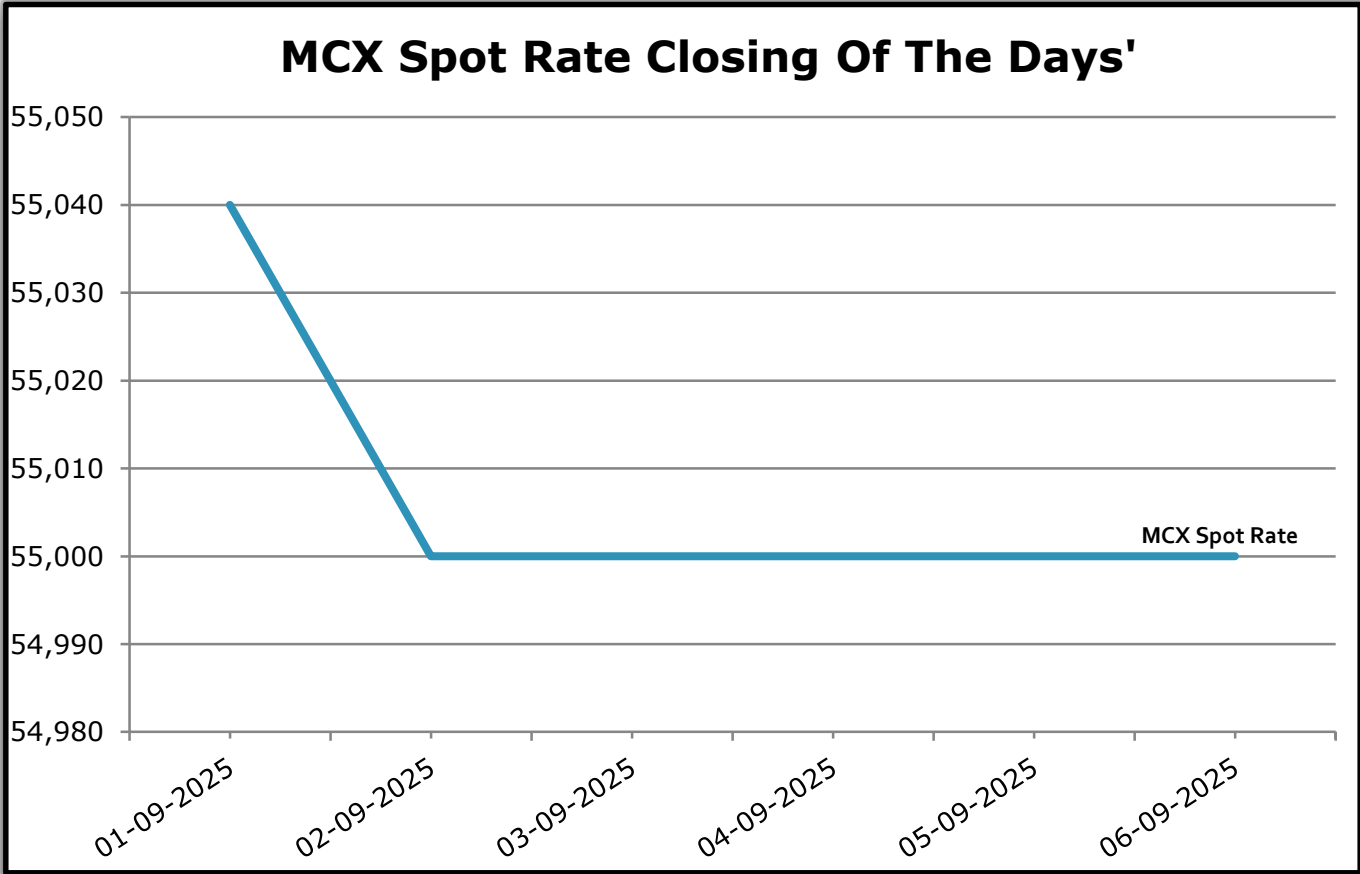






# GUJCOT TRADE ASSOCIATION

WEEKLY REPORT      06-Sep-2025



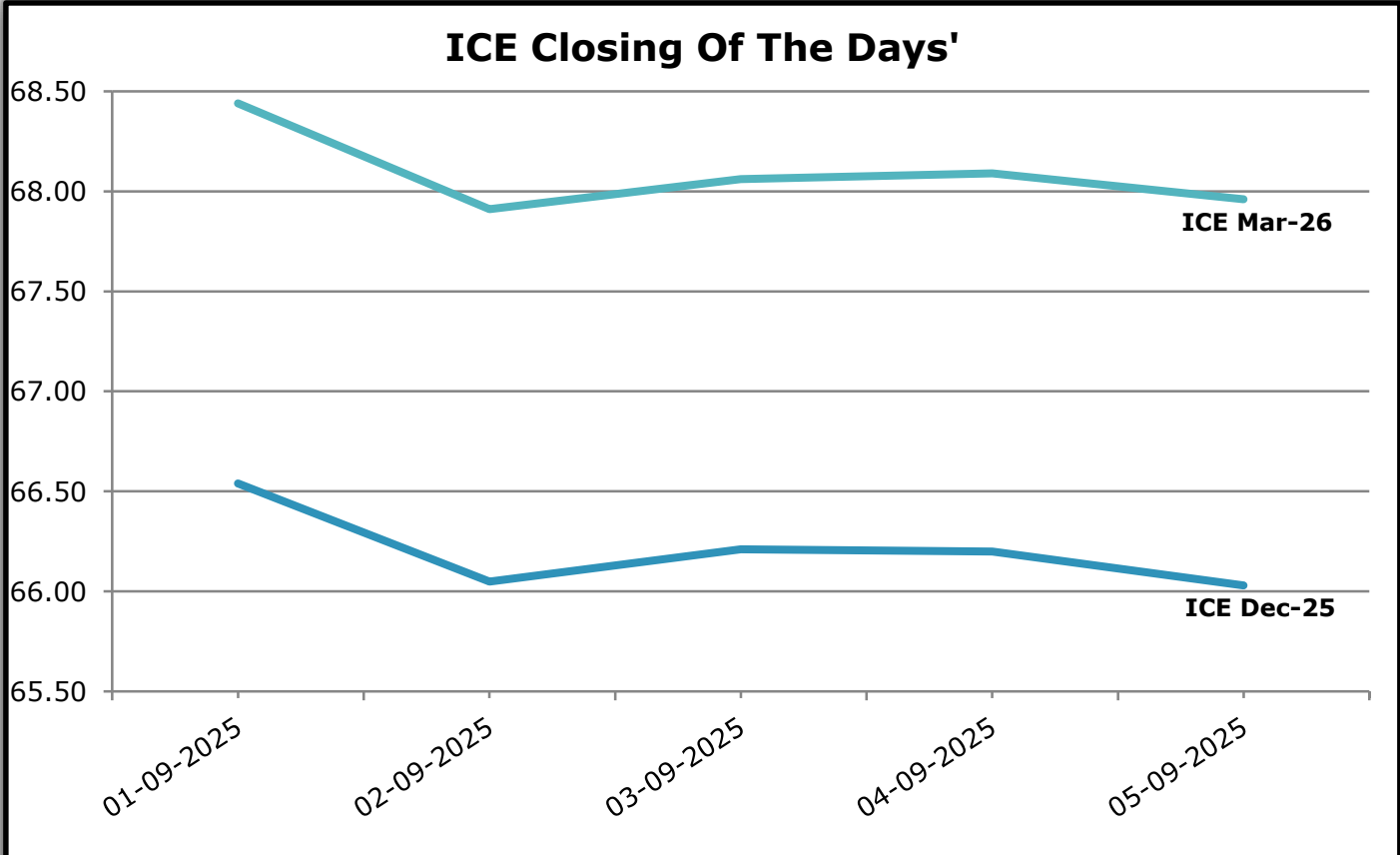
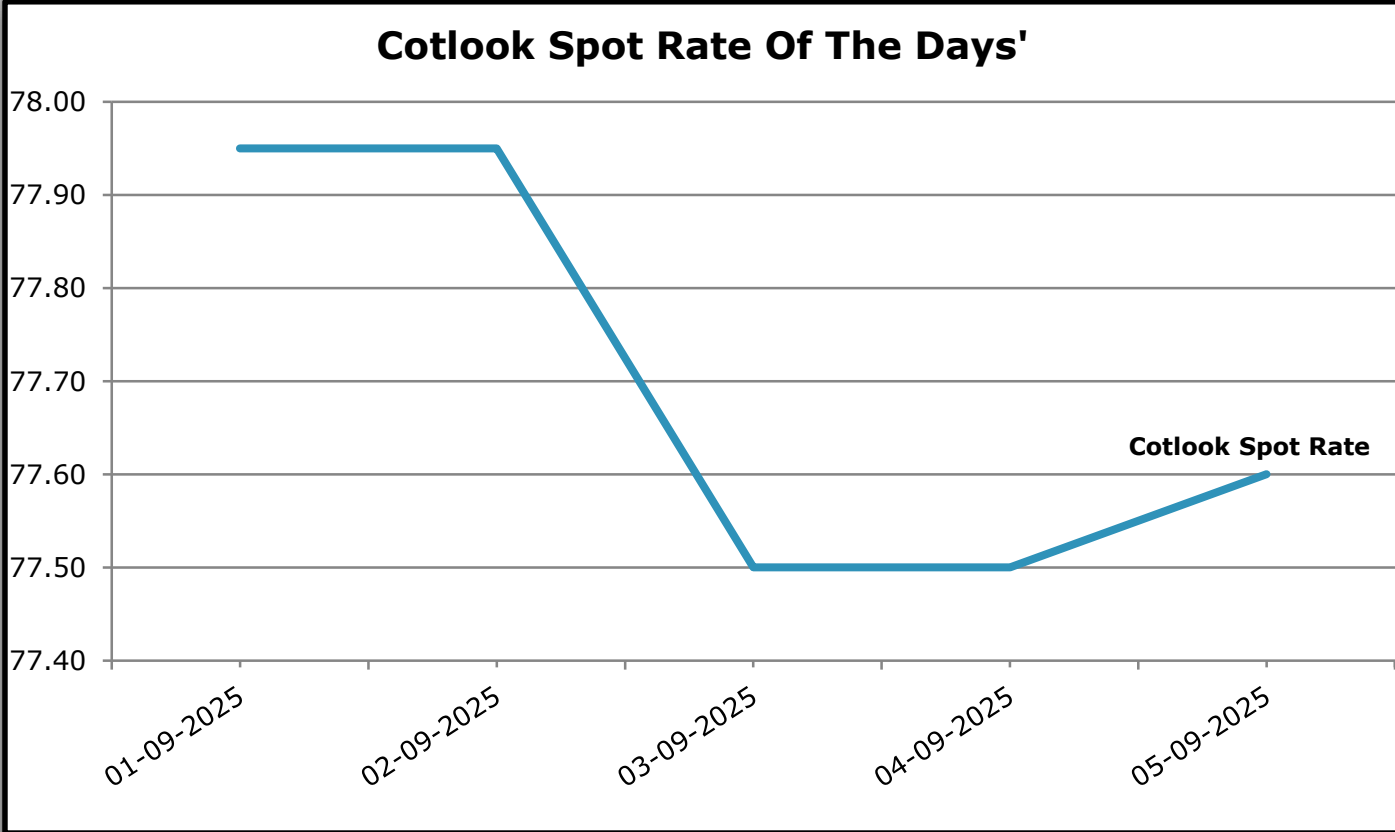


# GUJCOT TRADE ASSOCIATION

## WEEKLY REPORT

06-Sep-2025

Foreign Indices			
Date	Cotlook	ICE	
	Spot Rate	Dec-25	Mar-26
01-09-2025	77.95	66.54	68.44
02-09-2025	77.95	66.05	67.91
03-09-2025	77.50	66.21	68.06
04-09-2025	77.50	66.20	68.09
05-09-2025	77.60	66.03	67.96



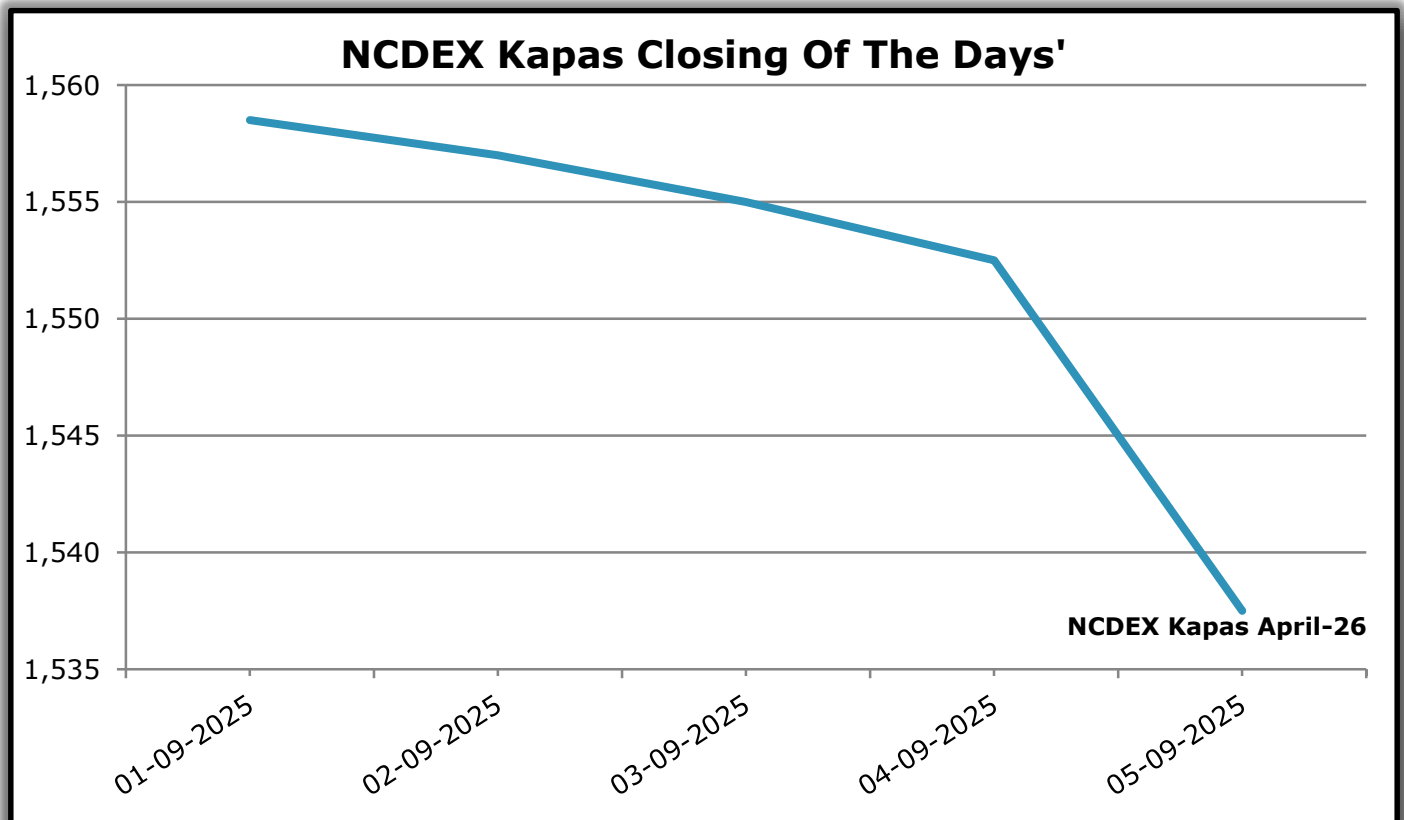


# GUJCOT TRADE ASSOCIATION

## WEEKLY REPORT

06-Sep-2025

Indian Indices	
Date	NCDEX Kapas
	April-26
01-09-2025	1,558.50
02-09-2025	1,557.00
03-09-2025	1,555.00
04-09-2025	1,552.50
05-09-2025	1,537.50

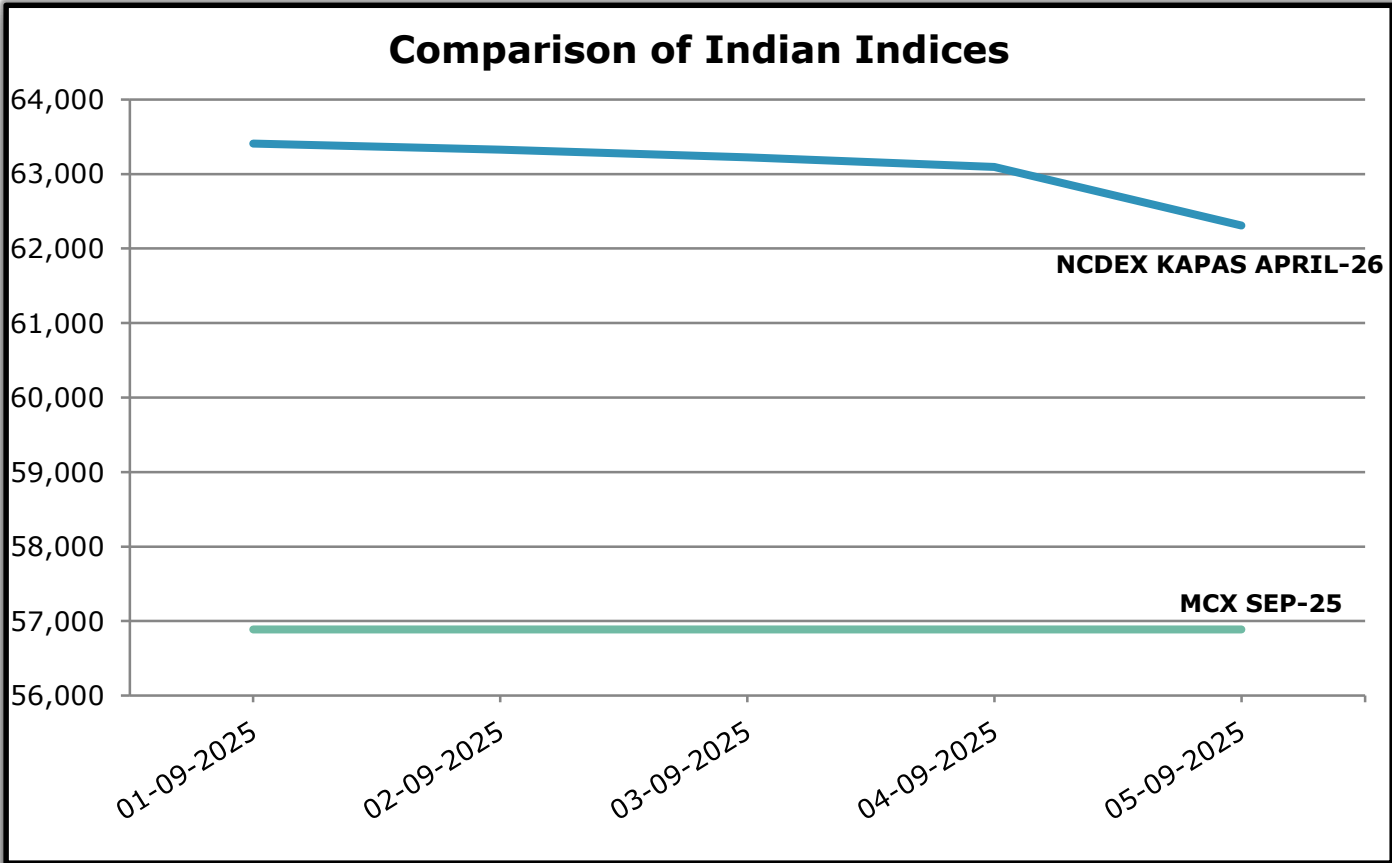




# GUJCOT TRADE ASSOCIATION

WEEKLY REPORT      06-Sep-2025

Indian Indices in Candy Rate		
Date	NCDEX Kapas	MCX
	April-26	Sep-25
01-09-2025	63,407	56,890
02-09-2025	63,328	56,890
03-09-2025	63,224	56,890
04-09-2025	63,093	56,890
05-09-2025	62,308	56,890
Remark :- For NCDEX Kapas we have taken seed rate 600/20 Kg to convert in Candy.		

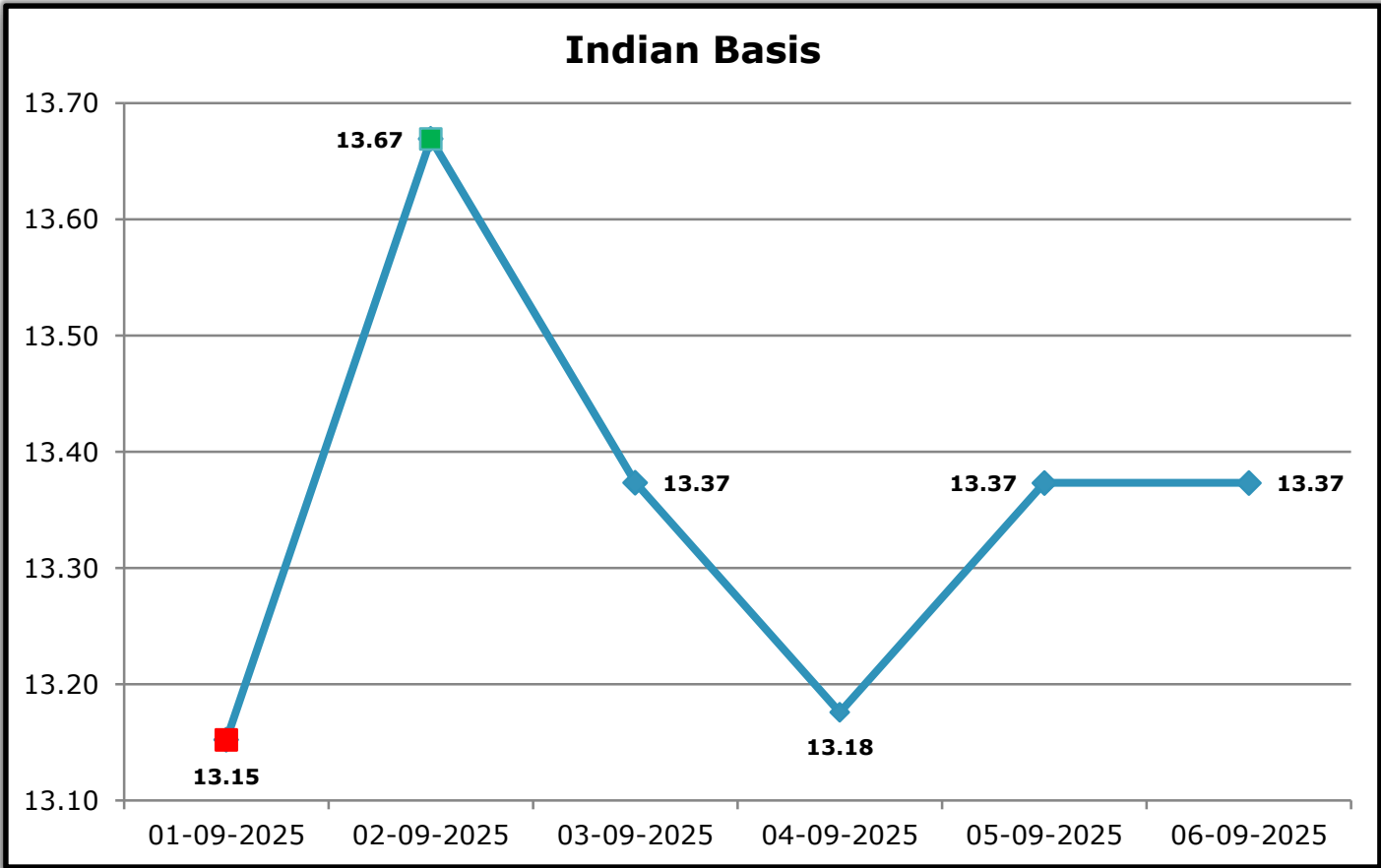




# GUJCOT TRADE ASSOCIATION

## WEEKLY REPORT      06-Sep-2025

Indian Basis					
DATE	29 MM	USD-INR	CENTS/LB	ICE Dec	BASIS
01-09-2025	55,100	88.19	79.69	66.54	13.15
02-09-2025	55,100	88.16	79.72	66.05	13.67
03-09-2025	54,950	88.07	79.58	66.21	13.37
04-09-2025	54,850	88.14	79.38	66.20	13.18
05-09-2025	54,950	88.27	79.40	66.03	13.37
06-09-2025	54,950	88.27	79.40	66.03	13.37





# GUJCOT TRADE ASSOCIATION

## WEEKLY REPORT

06-Sep-2025

### IN THE WEEK AHEAD

- On Thursday, September 11, the USDA will release its Weekly Export Sales Report (week ended Sept 4) at 8:30 am EST, followed by the CFTC Cotton On-Call Report (week ended Sept 5) at 3:30 pm EST.
- On Friday, September 12, key releases include the USDA World Supply/Demand Report at 12 noon EST, October 25 options expiration, and the CFTC Commitment of Traders Report (week ended Sept 9) at 3:30 pm EST.

**One stop solution for all cotton related reports and information.**

Visit <https://www.gujcot.com>. It's updated every day in real time.

**You can view**

- Gujarat Daily Spot Rate at 5:30 pm and Historical Data
- Gujarat Latest Pressing Report and Historical Data
- Cotton Advisory Board Balance sheet and Area, Production, Yield reports from cotton season 1991-1992 to till date estimate available from Menu->Reports
- All Historical Gujcot Weekly Reports Menu->Reports
- All India Cotton Sowing data
- Gujarat Cotton Sowing District wise Report
- US Export Sales Report
- US Crop Progress Report
- International Cotton Indices and Spot Rates.
- USDA WASDE Report
- ICE Cotton On Call Report
- And All other National & International reports and upcoming events

### **Report Sponsors:**

Click on Sponsor's Logo to visit Sponsor's Website



**Radheshyam**  
**SPINNING MILL PVT. LTD.**

**Report prepared by**

Kalpesh Patel

Manager

**Gujcot Trade Association**